

# Prices for Securities Traded as of 18/08/2021

Printed 18/08/2021 15:12:38.038



## PRICES FOR EQUITY SECURITIES TRADED ON 18/08/2021

S/N	COMPANY	PCLOSE	OOPEN	OPEN	HIGH	LOW	%SPREAD	OCLOSE	CLOSE	CHANGE	%CHANGI	TRADES	VOLUME	VALUE
1	ABBEYBDS	0.95	-	0.95	-	-	-	-	0.95	-	↓	1	590	507.40
2	ABCTRANS	0.33	-	0.33	0.35	0.31	11.43	-	0.35	0.02	↑	12	549,152	184,571.18
3	ACCESS	9.10	-	9.10	9.05	9.00	0.55	9.00	9.00	-0.10	↓	138	5,278,790	47,636,731.95
4	AFRIPRUD	6.05	-	6.05	6.10	6.00	1.64	-	6.05	-	↑	54	1,387,278	8,399,437.25
5	AIICO	0.96	-	0.96	0.95	0.95	-	-	0.95	-0.01	↓	12	462,093	440,014.35
6	AIRTEAFRI	750.00	-	750.00	-	-	-	-	750.00	-	↓	41	385,553	278,356,229.10
7	ARDOVA	15.50	-	15.50	-	-	-	-	15.50	-	↓	16	36,133	539,412.85
8	BERGER	8.90	-	8.90	-	-	-	-	8.90	-	↓	4	5,321	45,005.35
9	BOCGAS	9.20	-	9.20	10.10	10.10	-	-	10.10	0.90	↑	23	464,530	4,484,971.70
10	BUACEMENT	68.00	-	68.00	-	-	-	-	68.00	-	↓	30	78,876	4,970,392.75
11	CADBURY	8.95	-	8.95	-	-	-	-	8.95	-	↓	12	68,627	579,224.00
12	CAP	19.50	-	19.50	-	-	-	-	19.50	-	↓	12	14,393	286,704.60
13	CAVERTON	1.82	-	1.82	1.73	1.72	0.58	-	1.72	-0.10	↓	19	640,777	1,121,685.30
14	CHAMPION	2.10	-	2.10	-	-	-	-	2.10	-	↓	13	117,363	246,154.24
15	CHAMS	0.20	-	0.20	0.21	0.20	4.76	-	0.20	-	↑	56	14,067,936	2,914,149.06
16	CHIPLC	0.45	-	0.45	0.46	0.45	2.17	0.45	0.45	-	↑	19	1,174,372	529,234.84
17	CILEASING	4.70	-	4.70	-	-	-	-	4.70	-	↓	1	2,750	11,632.50
18	CONOIL	22.35	-	22.35	-	-	-	-	22.35	-	↓	43	478,222	11,437,309.35
19	CORNERST	0.54	-	0.54	-	-	-	-	0.54	-	↓	1	23,820	12,862.80
20	COURTVILLE	0.25	-	0.25	0.27	0.25	7.41	-	0.27	0.02	↑	15	4,980,000	1,320,600.00
21	CUSTODIAN	6.25	-	6.25	-	-	-	-	6.25	-	↓	4	7,286	45,541.30
22	CUTIX	5.00	-	5.00	-	-	-	-	5.00	-	↓	22	161,521	792,617.90
23	CWG	1.25	-	1.25	-	-	-	-	1.25	-	↓	5	35,250	44,540.00
24	DANGCEM	249.60	-	249.60	-	-	-	-	249.60	-	↓	81	419,213	103,872,531.90
25	DANGSUGAR	17.95	-	17.95	17.95	17.95	-	-	17.95	-	↓	105	451,555	8,088,232.40

Prices for Securities Traded as of 18/08/2021

Printed 18/08/2021 15:12:38.038

S/N	COMPANY	PCLOSE	OOPEN	OPEN	HIGH	LOW	%SPREAD	OCLOSE	CLOSE	CHANGE	%CHANGI	TRADES	VOLUME	VALUE
26	ELLAHLAKES	4.25	-	4.25	-	-	-	-	4.25	-	-	2	20,000	82,500.00
27	ETERNA	6.35	-	6.35	-	-	-	-	6.35	-	-	16	112,540	707,165.70
28	ETI	5.55	-	5.55	5.50	5.50	-	-	5.50	-0.05	-0.90	33	1,225,060	6,746,186.20
29	ETRANZACT	2.06	-	2.06	-	-	-	-	2.06	-	-	5	18,914	39,992.36
30	FBNH	7.40	-	7.40	7.35	7.35	-	7.35	7.35	-0.05	-0.68	93	4,656,827	34,224,626.65
31	FCMB	3.14	-	3.14	3.14	3.14	-	3.14	3.14	-	-	24	1,136,033	3,557,296.17
32	FIDELITYBK	2.42	-	2.42	2.43	2.39	1.65	2.42	2.42	-	-1.24	73	4,847,319	11,699,434.34
33	FIDSON	6.10	-	6.10	-	-	-	-	6.10	-	-	7	100,650	582,882.20
34	FLOURMILL	29.00	-	29.00	29.00	29.00	-	-	29.00	-	-	91	1,698,453	49,263,671.65
35	FTNCOCOA	0.43	-	0.43	0.43	0.43	-	-	0.43	-	-	12	367,313	158,342.08
36	GLAXOSMITH	6.00	-	6.00	6.10	6.10	-	-	6.10	0.10	1.67	19	597,405	3,637,907.65
37	GTCO	28.30	-	28.30	28.25	28.00	0.88	28.05	28.05	-0.25	-0.88	254	6,222,105	174,960,255.60
38	GUINNESS	31.50	-	31.50	31.80	31.80	-	-	31.80	0.30	0.95	47	1,427,044	45,366,717.90
39	HONYFLOUR	2.47	-	2.47	2.71	2.71	-	-	2.71	0.24	9.72	51	3,154,514	8,548,732.94
40	IKEJAHOTEL	1.40	-	1.40	-	-	-	-	1.40	-	-	2	21,277	30,000.57
41	INFINITY	1.32	-	1.32	-	-	-	-	1.32	-	-	1	1,034	1,499.30
42	INTBREW	5.00	-	5.00	5.00	5.00	-	-	5.00	-	-	31	405,851	1,995,060.65
43	JAIZBANK	0.60	-	0.60	-	-	-	-	0.60	-	-	22	131,075	78,913.27
44	JAPAULGOLD	0.52	-	0.52	0.53	0.50	5.66	0.51	0.51	-0.01	-1.92	32	3,870,168	1,998,609.58
45	JBERGER	25.00	-	25.00	-	-	-	-	25.00	-	-	34	335,283	8,287,468.55
46	JOHNHOLT	0.75	-	0.75	0.72	0.72	-	-	0.72	-0.03	-4.00	8	331,069	240,152.68
47	LASACO	1.40	-	1.40	-	-	-	-	1.40	-	-	6	94,224	134,633.60
48	LEARNAFRCA	1.35	-	1.35	-	-	-	-	1.35	-	-	6	54,981	71,473.40
49	LINKASSURE	0.59	0.58	0.58	0.58	0.58	-	-	0.58	-0.01	-1.69	5	156,600	91,209.00
50	LIVESTOCK	1.99	-	1.99	1.99	1.98	0.50	-	1.98	-0.01	-0.50	32	1,038,461	2,064,290.98

Prices for Securities Traded as of 18/08/2021

Printed 18/08/2021 15:12:38.038

S/N	COMPANY	PCLOSE	OOPEN	OPEN	HIGH	LOW	%SPREAD	OCLOSE	CLOSE	CHANGE	%CHANGI	TRADES	VOLUME	VALUE
51	MANSARD	0.88	-	0.88	0.88	0.88	-	-	0.88	-	-	27	734,887	647,162.62
52	MAYBAKER	4.83	-	4.83	-	-	-	-	4.83	-	-	18	57,264	265,414.47
53	MBENEFIT	0.35	-	0.35	0.34	0.33	2.94	0.33	0.33	-0.02	-5.71	26	5,024,584	1,674,481.90
54	MEYER	0.20	-	0.20	-	-	-	-	0.20	-	-	1	7,500	1,650.00
55	MRS	13.85	-	13.85	-	-	-	-	13.85	-	-	8	23,429	309,936.40
56	MTNN	172.10	-	172.10	-	-	-	-	172.10	-	-	104	456,678	80,675,986.80
57	MULTIVERSE	0.21	-	0.21	0.20	0.20	-	0.20	0.20	-0.01	-4.76	6	255,000	51,000.00
58	NAHCO	2.67	-	2.67	2.70	2.66	1.48	-	2.70	0.03	1.12	20	1,663,658	4,469,535.01
59	NASCON	14.65	-	14.65	-	-	-	-	14.65	-	-	14	38,524	549,568.30
60	NB	57.00	-	57.00	-	-	-	-	57.00	-	-	66	232,173	12,099,888.15
61	NEIMETH	1.70	-	1.70	1.70	1.70	-	-	1.70	-	-	22	549,417	946,031.46
62	NEM	1.92	-	1.92	1.98	1.98	-	-	1.98	0.06	3.13	5	152,005	301,312.50
63	NESTLE	1,400.00	-	1,400.00	1,400.00	1,400.00	-	-	1,400.00	-	-	21	846,046	1,184,467,270.10
64	NNFM	7.55	-	7.55	-	-	-	-	7.55	-	-	11	108,849	848,338.25
65	NPFMCRFBK	1.77	-	1.77	-	-	-	-	1.77	-	-	6	25,449	46,908.20
66	OANDO	4.95	-	4.95	4.99	4.96	0.60	4.96	4.96	0.01	0.20	122	5,382,817	26,778,032.21
67	OKOMUOIL	110.00	-	110.00	-	-	-	-	110.00	-	-	25	68,987	7,154,279.25
68	PHARMDEKO	1.30	-	1.30	1.43	1.43	-	-	1.43	0.13	10.00	13	1,228,925	1,757,362.75
69	PRESCO	72.60	-	72.60	-	-	-	-	72.60	-	-	12	79,209	5,846,004.60
70	PRESTIGE	0.48	-	0.48	0.44	0.44	-	-	0.44	-0.04	-8.33	9	890,148	391,666.60
71	PZ	6.00	-	6.00	-	-	-	-	6.00	-	-	25	168,672	1,004,725.40
72	REDSTAREX	3.33	-	3.33	-	-	-	-	3.33	-	-	4	61,102	197,421.14
73	REGALINS	0.43	0.39	0.39	0.40	0.39	2.50	-	0.40	-0.03	-6.98	5	274,100	107,947.00
74	RTBRISCOE	0.20	-	0.20	-	-	-	-	0.20	-	-	2	10,588	2,117.60
75	SCOA	1.76	-	1.76	1.59	1.59	-	-	1.59	-0.17	-9.66	2	100,110	159,174.90

Prices for Securities Traded as of 18/08/2021



Printed 18/08/2021 15:12:38.038

S/N	COMPANY	PCLOSE	OOPEN	OPEN	HIGH	LOW	%SPREAD	OCLOSE	CLOSE	CHANGE	%CHANGI	TRADES	VOLUME	VALUE
76	SEPLAT	759.70	-	759.70	-	-	-	-	759.70	-	-	55	249,129	171,686,547.60
77	SOVRENINS	0.27	-	0.27	0.27	0.27	-	-	0.27	-	-	4	1,586,300	426,575.00
78	STANBIC	41.00	-	41.00	-	-	-	-	41.00	-	-	44	201,287	7,964,407.50
79	STERLNBANK	1.53	-	1.53	1.54	1.53	0.65	-	1.54	0.01	0.65	23	648,431	996,216.31
80	TOTAL	199.20	-	199.20	-	-	-	-	199.20	-	-	22	14,904	2,857,347.80
81	TRANSCORP	0.95	-	0.95	1.00	0.95	5.00	0.96	0.96	0.01	1.05	86	14,144,637	13,529,424.10
82	TRIPPLEG	0.95	-	0.95	-	-	-	-	0.95	-	-	7	17,170	15,879.68
83	UACN	10.45	-	10.45	-	-	-	-	10.45	-	-	43	575,891	6,067,879.25
84	UBA	7.55	-	7.55	7.65	7.55	1.31	7.65	7.65	0.10	1.32	106	4,997,072	38,138,638.35
85	UBN	5.20	-	5.20	5.25	5.25	-	-	5.25	0.05	0.96	18	287,482	1,502,217.60
86	UCAP	6.95	-	6.95	6.92	6.92	-	-	6.92	-0.03	-0.43	69	1,827,223	12,651,104.22
87	UHOMREIT	36.60	-	36.60	-	-	-	-	36.60	-	-	1	38	1,390.80
88	UNILEVER	15.00	-	15.00	-	-	-	-	15.00	-	-	45	321,252	4,717,220.45
89	UNITYBNK	0.56	-	0.56	0.56	0.56	-	-	0.56	-	-	12	738,615	413,273.35
90	UPDC	1.27	-	1.27	1.31	1.29	1.53	-	1.31	0.04	3.15	49	3,049,864	3,948,480.29
91	UPDCREIT	5.60	-	5.60	-	-	-	-	5.60	-	-	3	281	1,535.80
92	UPL	1.29	-	1.29	-	-	-	-	1.29	-	-	17	122,878	161,448.99
93	VERITASKAP	0.22	-	0.22	0.23	0.23	-	-	0.23	0.01	4.55	21	4,897,412	1,126,305.11
94	VITAFOAM	15.50	-	15.50	15.75	15.50	1.59	-	15.75	0.25	1.61	50	1,557,657	24,293,206.45
95	WAPCO	22.00	-	22.00	22.15	22.15	-	-	22.15	0.15	0.68	48	492,349	10,921,137.75
96	WAPIC	0.50	-	0.50	0.50	0.48	4.00	-	0.48	-0.02	-4.00	34	1,480,644	718,742.67
97	WEMABANK	0.84	-	0.84	0.86	0.81	5.81	0.86	0.86	0.02	2.38	67	4,596,076	3,905,279.45
98	ZENITHBANK	24.20	-	24.20	24.25	24.20	0.21	24.20	24.20	-	0.21	264	8,514,779	206,228,655.85
<b>Total</b>												<b>3,307</b>	<b>132,077,093</b>	<b>2,673,955,447.07</b>

**Prices for Securities Traded as of 18/08/2021**

Printed 18/08/2021 15:12:38.038


**PRICES FOR ETF SECURITIES TRADED ON 18/08/2021**

<u>S/N</u>	<u>COMPANY</u>	<u>PCLOSE</u>	<u>OPEN</u>	<u>HIGH</u>	<u>LOW</u>	<u>%SPREAD</u>	<u>CLOSE</u>	<u>CHANGE</u>	<u>%CHANG</u>	<u>TRADES</u>	<u>VOLUME</u>	<u>VALUE</u>
1	MERGROWTH	15.00	15.00	15.00	15.00	-	15.00		-	1	545	8,175.00
2	STANBICETF30	62.99	62.99	62.99	62.99	-	62.99		-	1	3,000	188,970.00
<b>Total</b>										<b>2</b>	<b>3,545</b>	<b>197,145.00</b>

Prices for Securities Traded as of 18/08/2021

Printed 18/08/2021 15:12:38.038

PRICES FOR BOND SECURITIES TRADED ON 18/08/2021

<u>S/N</u>	<u>COMPANY</u>	<u>PCLOSE</u>	<u>OPEN</u>	<u>HIGH</u>	<u>LOW</u>	<u>%SPREAD</u>	<u>CLOSE</u>	<u>CHANGE</u>	<u>%CHANGE</u>	<u>TRADES</u>	<u>VOLUME</u>	<u>VALUE</u>
1	FGSUK2027S3	100.00	100.00	100.00	100.00	-	100.00		-	3	12,300	12,300,000.00
<b>Total</b>										<b>3</b>	<b>12,300</b>	<b>12,300,000.00</b>